



Moisture Management Technology

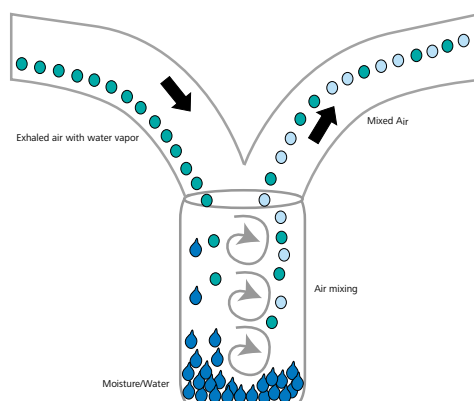


LIFE ♥ SENSE®



RESP ♥ SENSE™

Traditional Moisture Solution



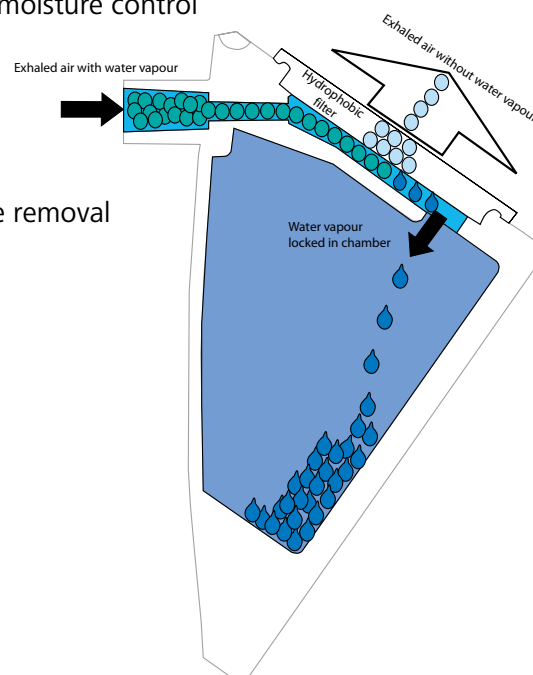
Moisture must be removed from the sample tubing to achieve accurate measurements and to prevent contamination and damage to the device. Conventional water traps introduced additional problems when used to remove excessive moisture:

- ✓ Air mixing – resulting in lower EtCO₂ readings
- ✓ Bulky external design – prone to breakage
- ✓ Low volume – interrupted patient monitoring

MedAir's Revolutionary Moisture Solution

MedAir created a unique "Flow-Thru" design that incorporates an advanced moisture water trap that eliminates air mixing:

- ✓ High capacity moisture trap
 - Uninterrupted patient monitoring
 - Offers unmatched moisture control
- ✓ Flow-thru design
 - Minimal air mixing
 - Accurate EtCO₂ monitoring
 - Maximum moisture removal
- ✓ Built-in design
 - Unobstructed
 - Minimizes leakage



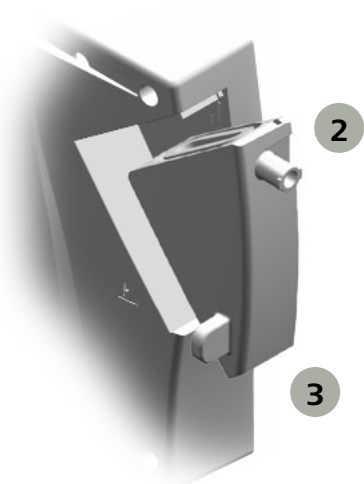


MedAir's simple, high-capacity moisture management system



Our revolutionary "Flow Thru" design makes using capnography simple and effective. Whether it's used in the pre-hospital, hospital or sleep lab setting, our moisture management system is the best, most cost-effective and simplest solution for today's busy clinical environment.

Instruction for use:



- ✓ Place the filter in the moisture trap as shown in **1**
- ✓ Connect the moisture trap into position as shown in **2**
- ✓ Then press the moisture trap into position, by pushing the tab, as shown in **3**
- ✓ To remove the moisture trap and replace the filter, reverse the three steps as described above.



Caution: The filters are single-use, disposable components and a new one must be used for each patient and be disposed of after use.

Medair AB

Fibervägen 2, 82450 Hudiksvall, Sweden
Phone: +46 653 717979 | Fax: +46 653 717980 | Email: info@medair.se

www.medair.se

All trademarks are the property of Nonin Medical, Inc or MedAir AB unless otherwise noted.

